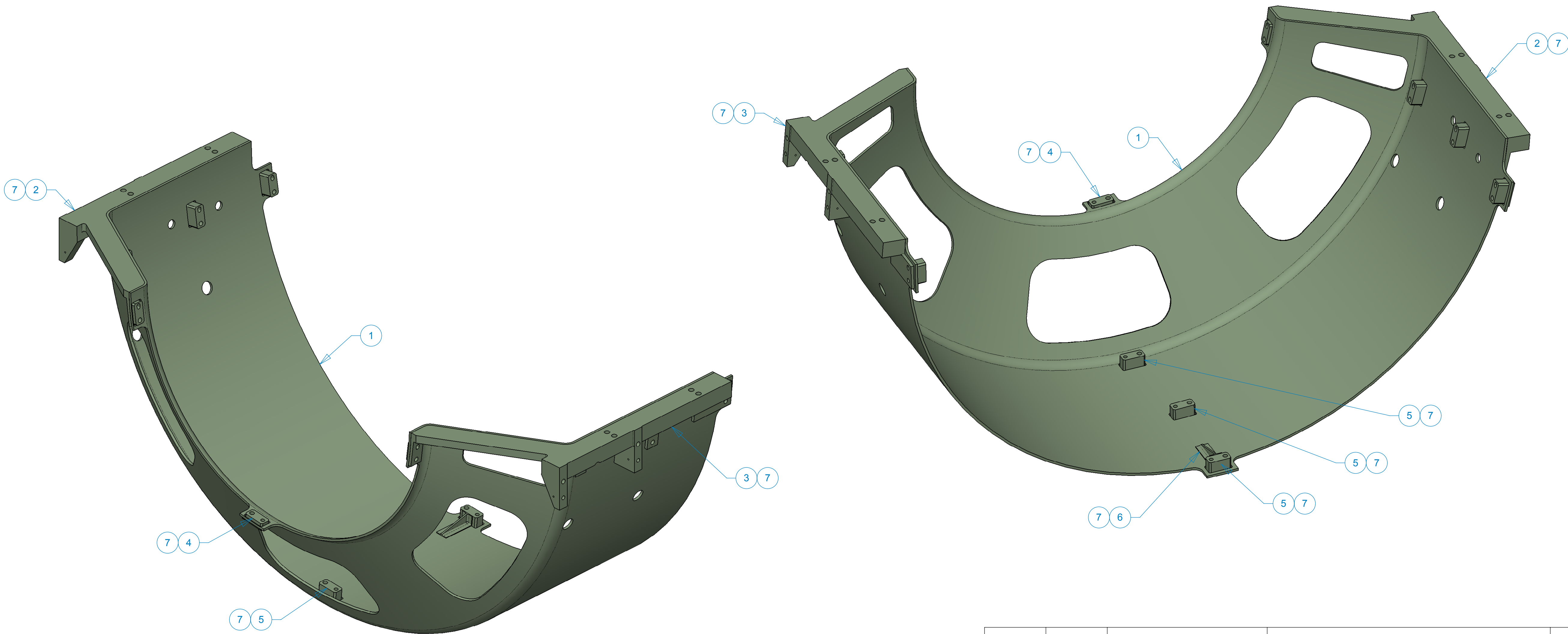
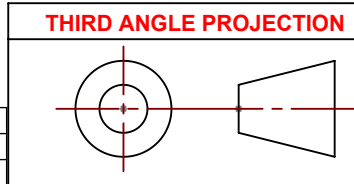


87654321

REVISIONS			
REV	DESCRIPTION	DATE	APPROVED
A	Items 2 & 3 updated	03/15/10	



ITEM NO.	QTY.	PartNo	Description	Material
1	1	111-PHX-01-3101-1	FVTX Cage Shell	
2	1	111-PHX-02-3102-1	FVTX Cage External Mounting Block 1	
3	1	111-PHX-02-3103-1	FVTX Cage External Mounting Block 2	
4	1	111-PHX-01-3104-1	FVTX Cage Station 1 Mounting Block	
5	3	111-PHX-01-3105-1	iFVTX Cage Station 2,3, 4 Mounting Block	
6	1	111-PHX-01-3106-1	FVTX Cage Stiffening Wedge	
7	1		Adhesive	HYSOL 9396



UNLESS OTHERWISE SPECIFIED: DIMENSIONS ARE IN MILLIMETERS -TOLERANCES-		CAD GENERATED DRAWING, DO NOT MANUALLY UPDATE DO NOT SCALE DRAWING		<i>HYTEC, INC</i>			
DECIMALS X = +/- .5 .X = +/- .25 .XX = +/- .1 .XXX = +/- .05				TITLE PHENIX CENTRAL UPGRADE FVTX CAGE BONDED ASSEMBLY			
ANGULAR .X = +/- 30' .XX = +/- 15'		SURFACE FINISH = 250		DWG. NO.		SIZE	SHEET NO.
FINISH				111-PHX-02-3100		D	1 of 3
PART NO.				SCALE 3:4		REVISION A	
111-PHX-02-3100-1							
		DESIGNER	Roger L. Smith	7/25/2008			
		DRAWN	Roger L. Smith	7/25/2008			
		CHECKED	RJ Ponchione	11/19/2009			
		ENGINEER	RJ Ponchione	7/25/2008			
		APPROVED	RJ Ponchione	11/19/2009			

THIS DOCUMENT CONTAINS INFORMATION THAT IS THE PROPRIETARY PROPERTY OF HYTEC, INC.
REPRODUCTION, DISCLOSURE, OR RELEASE TO OTHERS, MANUALLY OR ELECTRONICALLY,
IS STRICTLY PROHIBITED WITHOUT THE PRIOR WRITTEN CONSENT OF HYTEC, INC.

87654321

8

7

6

5

4

3

2

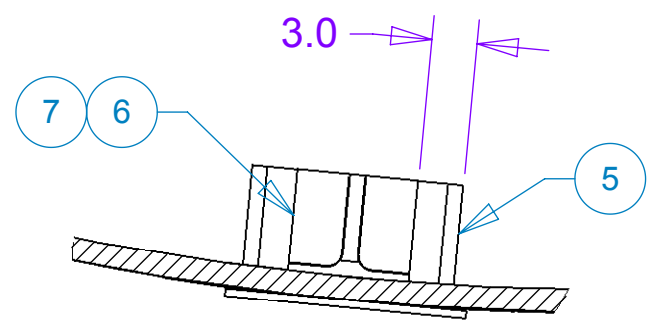
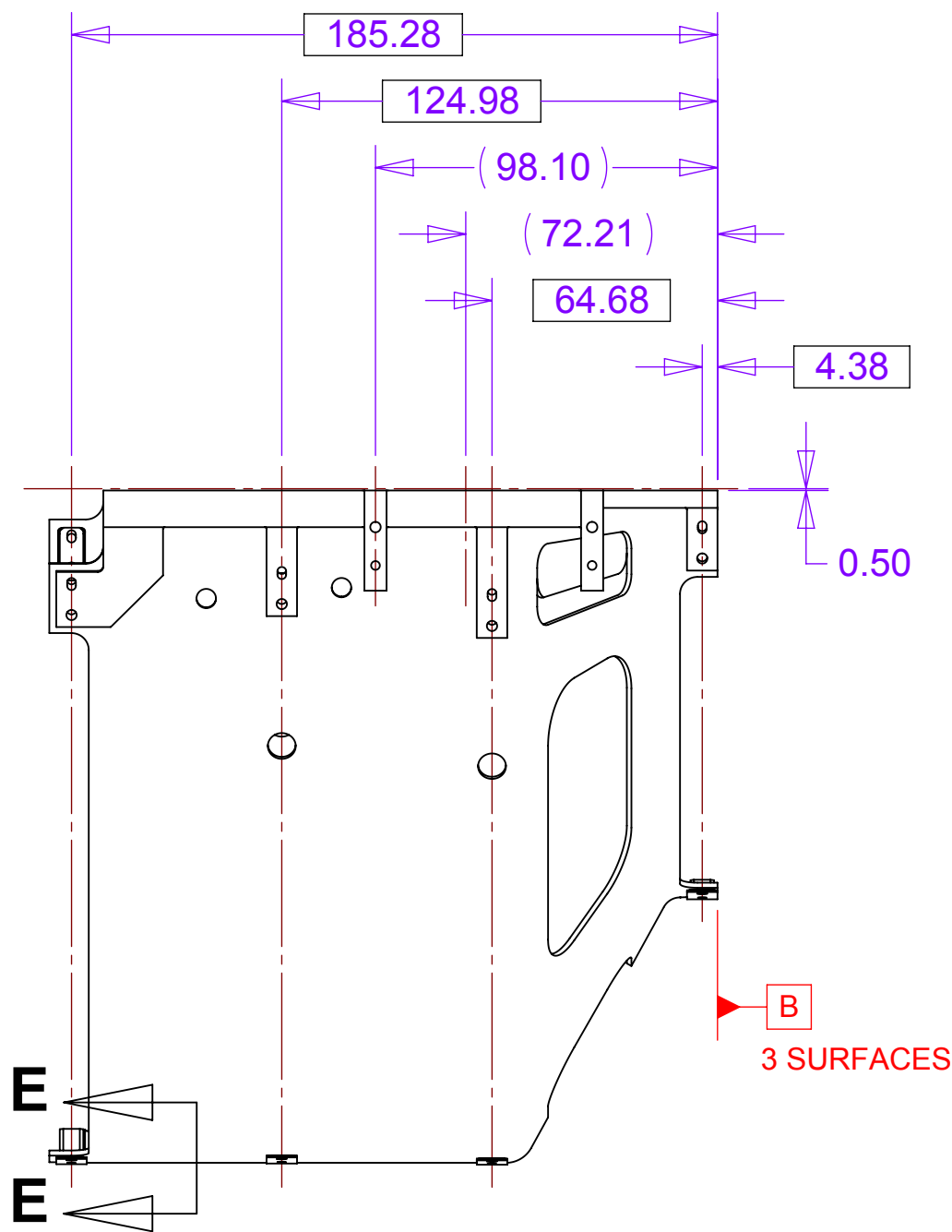
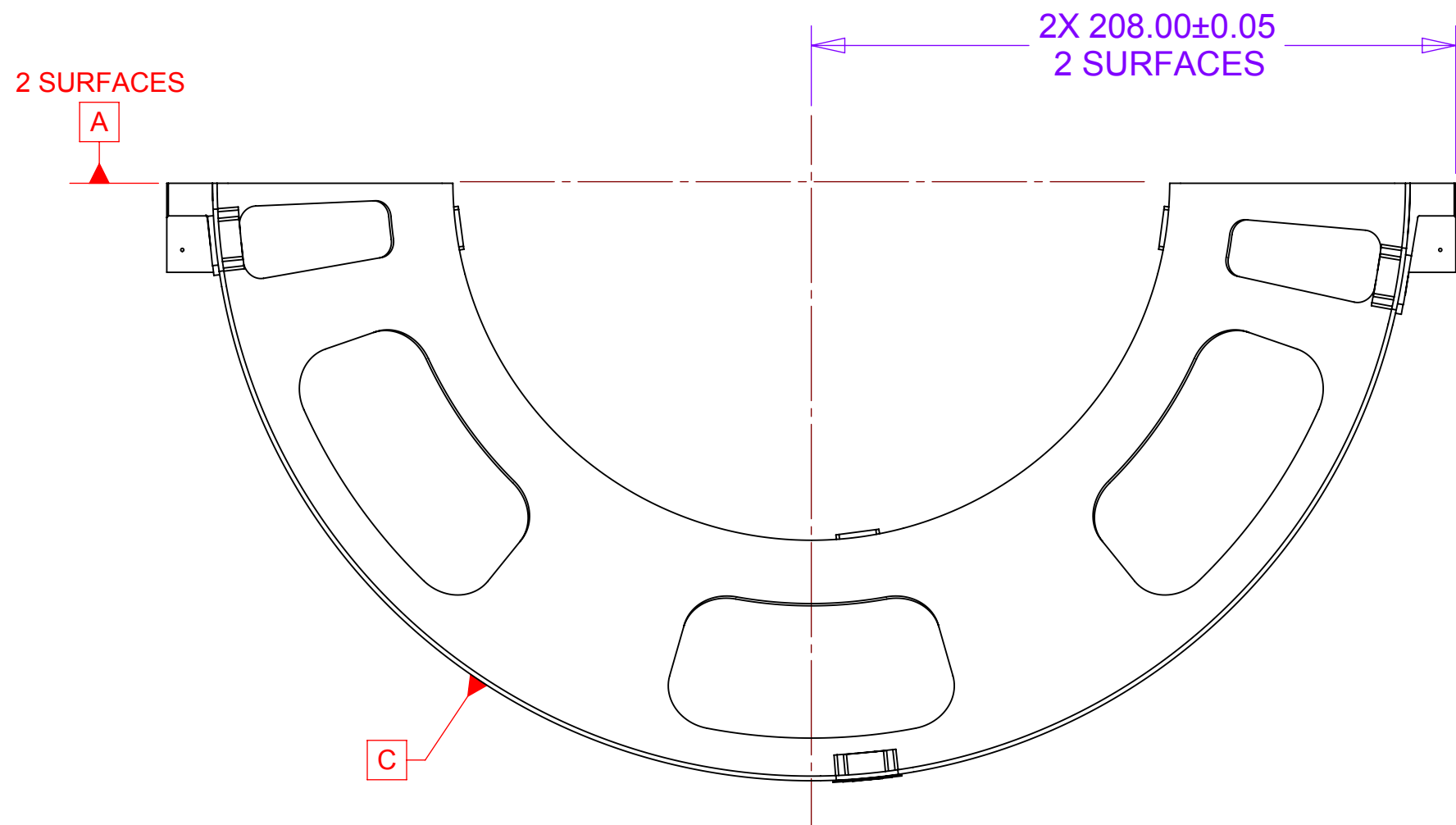
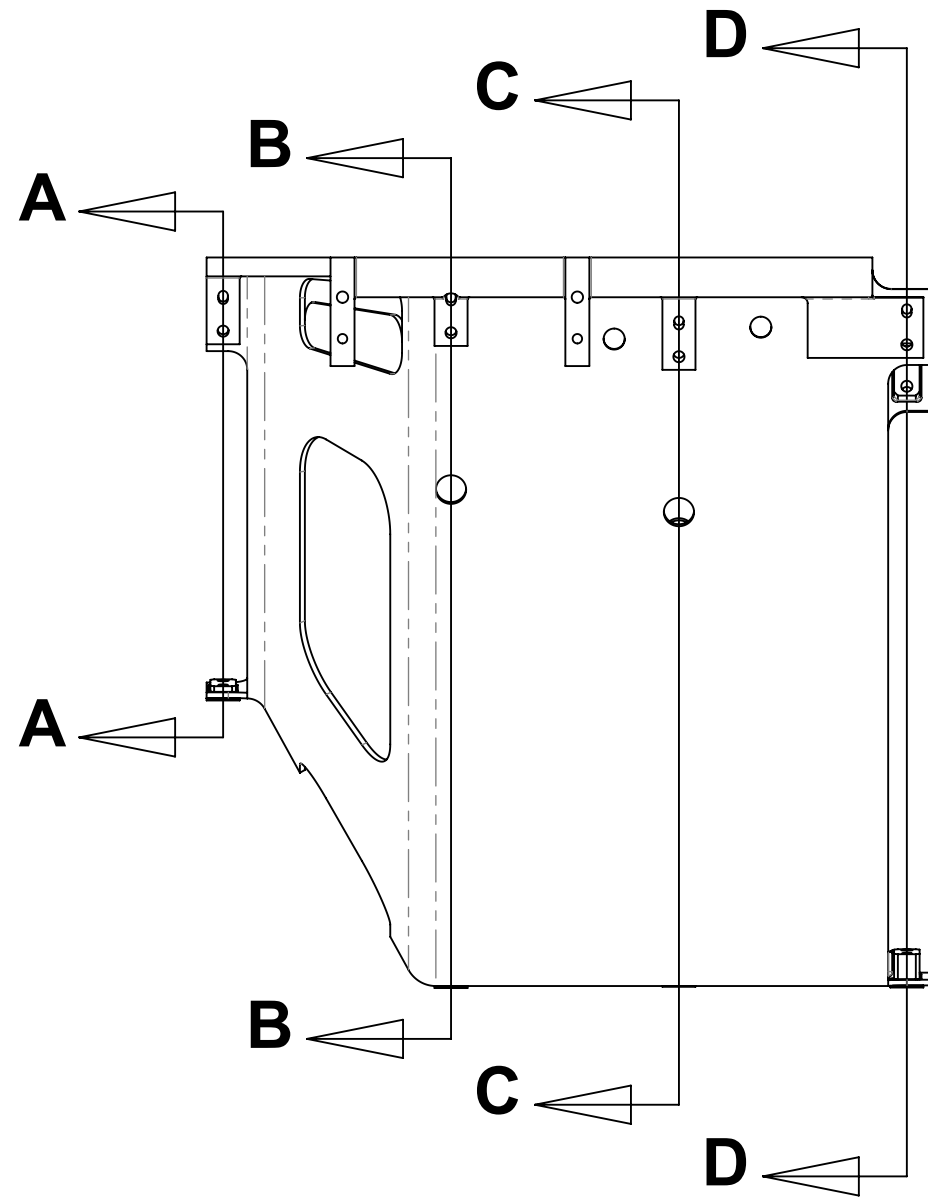
1

D

C

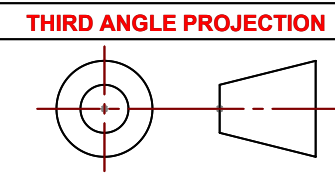

B

A



SECTION E-E
SCALE 2 : 1

THIS DOCUMENT CONTAINS INFORMATION THAT IS THE PROPRIETARY PROPERTY OF HYTEC, INC.
REPRODUCTION, DISCLOSURE, OR RELEASE TO OTHERS, MANUALLY OR ELECTRONICALLY,
IS STRICTLY PROHIBITED WITHOUT THE PRIOR WRITTEN CONSENT OF HYTEC, INC.



UNLESS OTHERWISE SPECIFIED: DIMENSIONS ARE IN INCHES -TOLERANCES-	
DECIMALS	ANGULAR = +/- .30°
.X = +/- .1	
.XX = +/- .01	
.XXX = +/- .005	SURFACE FINISH = 125
PART NO. 111-PHX-02-3100-1	

CAD GENERATED DRAWING. DO NOT MANUALLY UPDATE DO NOT SCALE DRAWING		
	SIGNATURE	DATE
Designer	Roger L. Smith	7/25/2008
Drawn	Roger L. Smith	7/25/2008
Checked	RJ Ponchione	11/19/2009
Engineer	RJ Ponchione	7/25/2008
Approved	RJ Ponchione	11/19/2009

HYTEC, INC		
TITLE PHENIX CENTRAL UPGRADE FVTX CAGE BONDED ASSEMBLY		
DWG. NO.	SIZE	SHEET NO.
111-PHX-02-3100	D	2 of 3
SCALE 1:1	REVISION A	

8

7

6

5

4

3

2

1

D

C

B

A

D

C

B

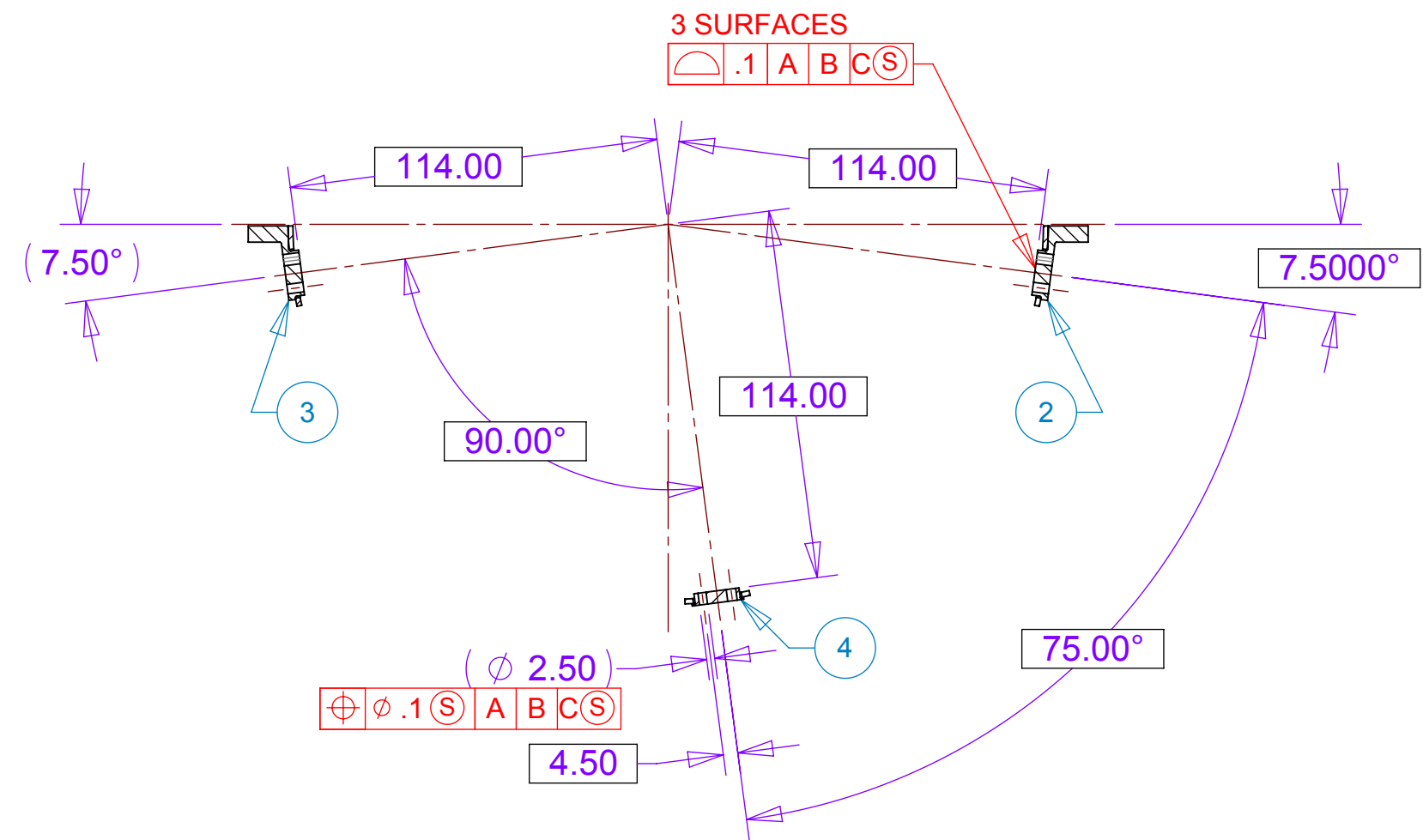
A

D

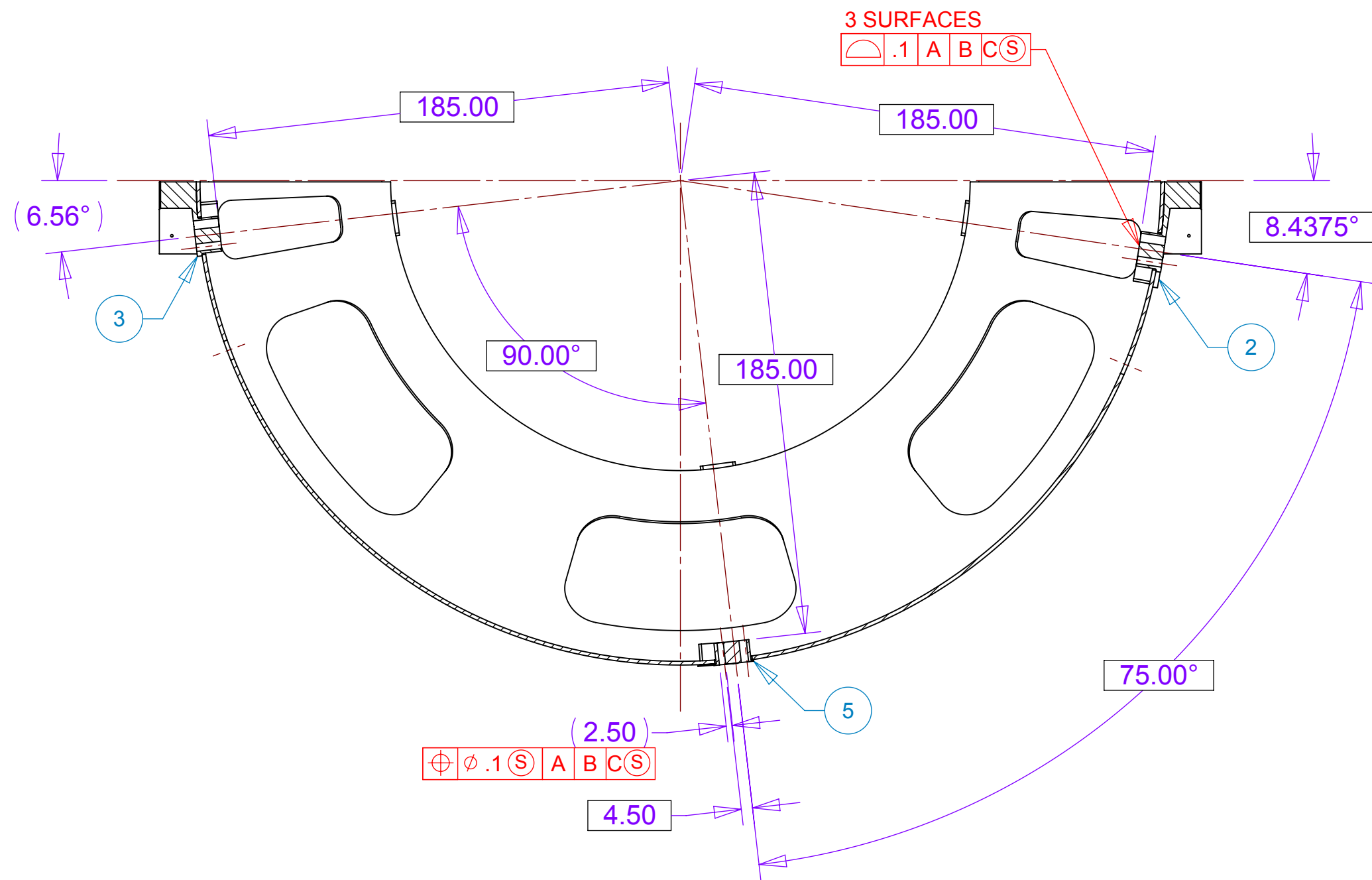
C

B

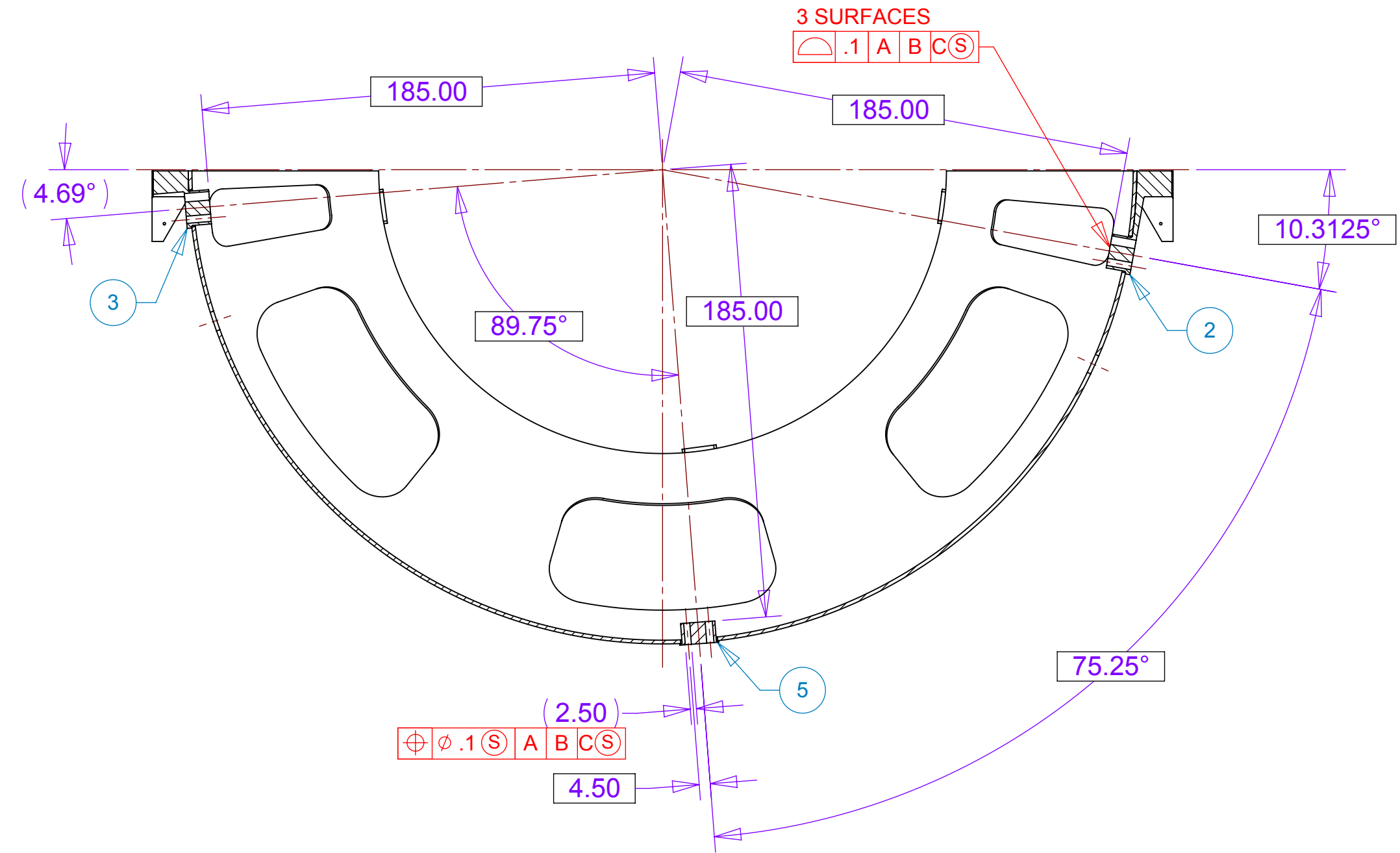
A



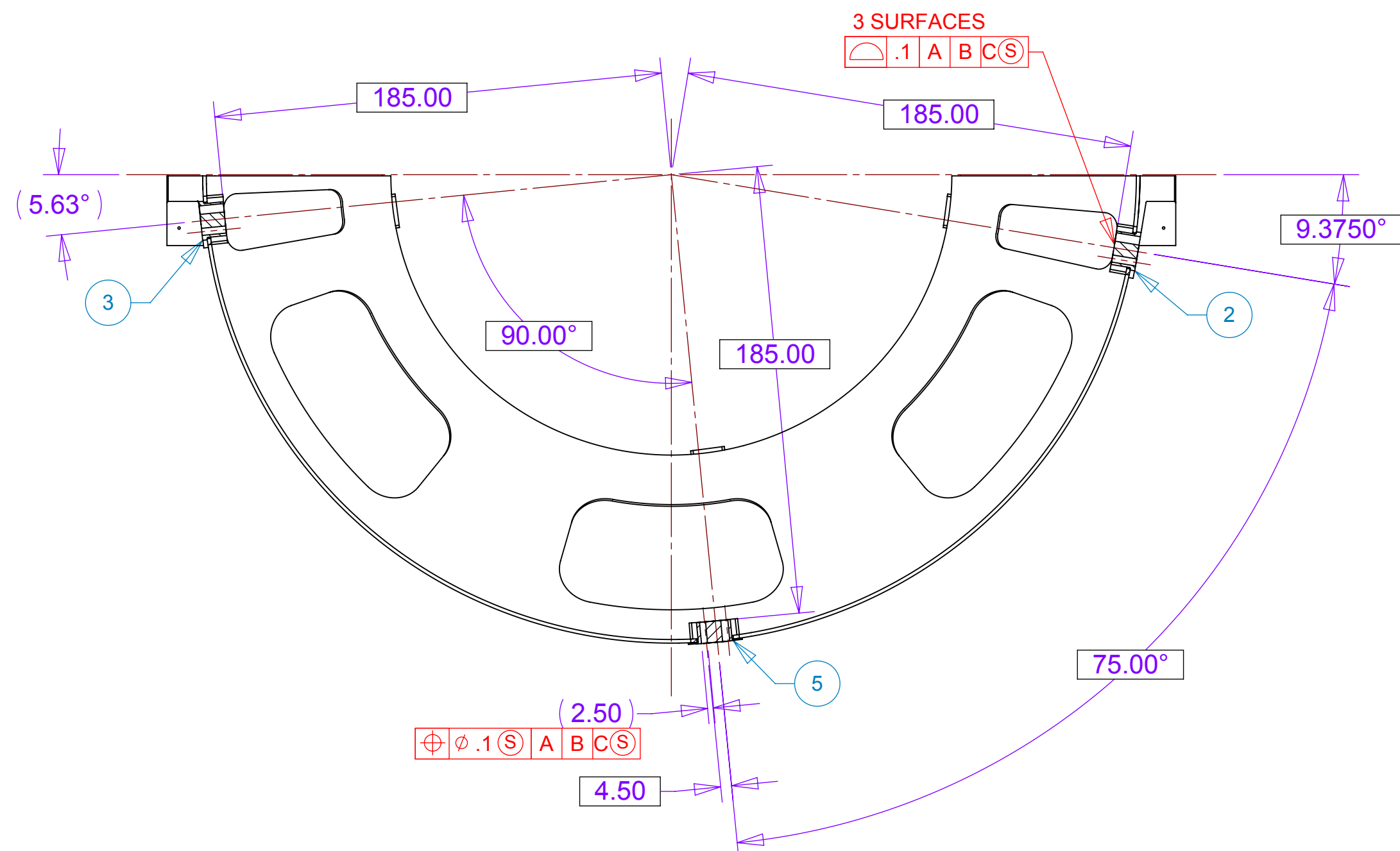
SECTION A-A
SCALE 1 : 2



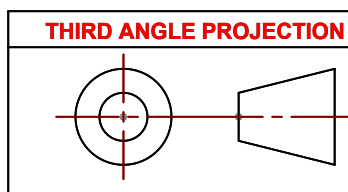

SECTION C-C
SCALE 1 : 2



SECTION B-B
SCALE 1 : 2



SECTION D-D
SCALE 1 : 2



UNLESS OTHERWISE SPECIFIED: DIMENSIONS ARE IN INCHES -TOLERANCES-		CAD GENERATED DRAWING. DO NOT MANUALLY UPDATE DO NOT SCALE DRAWING		HYTEC, INC	
DECIMALS .X = +/- .1 .XX = +/- .01 .XXX = +/- .005	ANGULAR = +/- .30° SURFACE FINISH = 125			TITLE PHENIX CENTRAL UPGRADE FVTX CAGE BONDED ASSEMBLY	
FINISH		Designer	Roger L. Smith	7/25/2008	DWG. NO.
		Drawn	Roger L. Smith	7/25/2008	SIZE
		Checked	RJ Ponchione	11/19/2009	SHEET NO.
		Engineer	RJ Ponchione	7/25/2008	111-PHX-02-3100 D 3 of 3
		Approved	RJ Ponchione	11/19/2009	REVISION A
PART NO. 111-PHX-02-3100-1				SCALE 1:1	

THIS DOCUMENT CONTAINS INFORMATION THAT IS THE PROPRIETARY PROPERTY OF HYTEC, INC.
REPRODUCTION, DISCLOSURE, OR RELEASE TO OTHERS, MANUALLY OR ELECTRONICALLY,
IS STRICTLY PROHIBITED WITHOUT THE PRIOR WRITTEN CONSENT OF HYTEC, INC.